


The Forum

January 2011



Vol. 13, No. 1

Guild of Metalsmiths annual holiday meeting rescheduled to Sunday, January 16—same place, same time, same setup!

After postponing the Guild of Metalsmith's December holiday meeting originally scheduled for December 12, the TGOM board has announced that this meeting will be held instead on Sunday, January 16 at the CSPS Hall in St. Paul. Please plan to assemble and celebrate!

Agenda for this meeting

11 AM -	Meet downstairs at Glockenspiel
12 Noon -	Start setup upstairs
1 PM -	Business meeting
Potluck -	following business meeting
5 PM -	Cleanup
6 PM -	Close up

Candidates for the 2011 Election

This year at the annual meeting we will be electing all officer positions and four board positions. Three board positions are not up for election this year, these positions are currently held by Marty Hicks, Dave Marriette, and Martin Pansch.

The Nomination Committee has met and selected a group of candidates for the open positions. All candidates have been contacted and have accepted the nomination. The election will be held at the upcoming annual meeting, prior to the election it will be possible for additional candidates to be nominated from the floor.

The positions and candidates are as follows:

President

Rich Herman

Vice President

Rick Wessling

Board of Directors

Gordon Barr

Rob Murray

Darryl Ponder

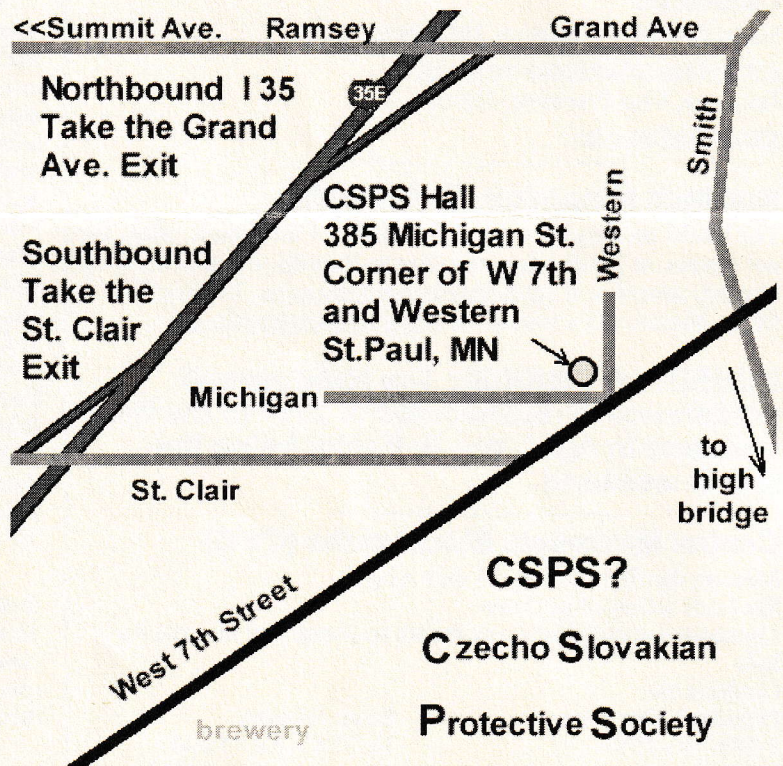
Roland Sigurdson

Recorder

Chris Rand

Treasurer

Mike Frattalone



Forum deadline for February: Monday, January 17, 2011

The deadline for The Forum is always the third Monday of the month. If you have activities that will be occurring in the next few months and wish to have them published in the next Forum, please send them by Monday, Jan. 17, 2011 to Georgia Myers, editor, by email to:

gldmyers@embarqmail.com

or mail them to:

Georgia Myers

413 W Dakota St

Lake City MN 55041

Our neighborhood of smiths

UMBA

Visit <http://www.umbaonline.org/events.html>

UMBA DVD-R library

125 different titles

\$5 each, \$2 shipping per order

Never return them to library - www.umbaonline.org

Badger Blacksmiths meetings

Our contact information is as follows:

President: Ron Wendt

715-874-6141

rawblacksmithing@clearwire.net

Newsletter editor: John

Grump

715-835-0894

johngrump@att.net

Lake Superior Metalsmiths

Lake Superior Metalsmiths (LSM) meet the fourth Saturday of the month. Potluck at noon with meeting to follow.

Contacts are:

Norm Groehler, President, 715-399-8151

normanwgroehler@centurytel.net

Jim Sage, Vice President, 218-525-7265

sageforge@cs.com

Northern Minnesota Metalsmiths

The NMM meetings are the first Monday of the month, often, but not always, at Keith Johnson's shop in Bemidji. Contact Keith for monthly specifics at keith@greatriverforge.com. The Northern Minn. Metalsmith's website is www.nmmmetalsmiths.org

SCHEDULE CHANGE: The NMM annual conference is rescheduled in 2011 to the third weekend in April, due to Easter being the fourth weekend.

Central Minnesota Blacksmiths (CMB)

Meet on the first Monday of each month

Pot Luck followed by demo

Locations are different every month so please call or write for info

Contacts are:

President: Ken Zitur

1-320-746-2557

ken@kensiron.com

Brian Johnson

16777 Co Rd 75 NW

Clearwater MN 55367

1-320-558-6898

New Members— January

Dean Englund

Isanti, MN



News from Tunnel Mill

Tunnel Mill is located 85-100 miles south of the Twin Cities in the country five miles north of Spring Valley, MN on County Road 1.

Contact for class registration:

Carol and John Adams, 507-289-4189 or 507-289-5246

Email: jc-adams@msn.com

Website: www.tunnelmillcrafts.com

Upcoming in 2011...

Tom Latane: Door hardware class—students will forge a spring latch with a ring handle. The forge welded ring handle will be mounted on a shaft which will pass through a chisel-cut escutcheon, (the door), and then a chisel cut latch plate and be secured to a forged cam which will lift the latch bar. The latch bar will be under pressure from a spring, forged as part of the staple which retains the bar against the latch plate. The spring provides a more positive catch than a gravity latch. Parts will be forged, filed, and fitted. May 20, 21, 22, 2011

Bernard Heer: 3-day class in early May, possible tool making, animal heads and some copper raising. Bernhard is co-author and illustrator of the book "Basic Blacksmithing." The book is a result of experiences working with rural blacksmiths in Zimbabwe and Malawi. His thirst for knowledge has taken him from Alaska to Siberia, from South America to Africa and Australia to Kazakhstan. Since 2004 he lives and works in Colombia, South America.

Peter Ross: 2-part class June 20, 21, & 22 and June 24, 25, & 26, 2011. If you missed his 2010 class, plan now to attend!

Note: This information is provided as a service for our members. Members may submit items for sale and upcoming events that are considered relevant to our group, and they will be published as space permits. The Guild of Metalsmiths is not responsible for these items or events.

Discount Steel in Minneapolis is February 9 membership meeting location

The February meeting will be held at

Discount Steel - Minneapolis

216 27th Avenue North

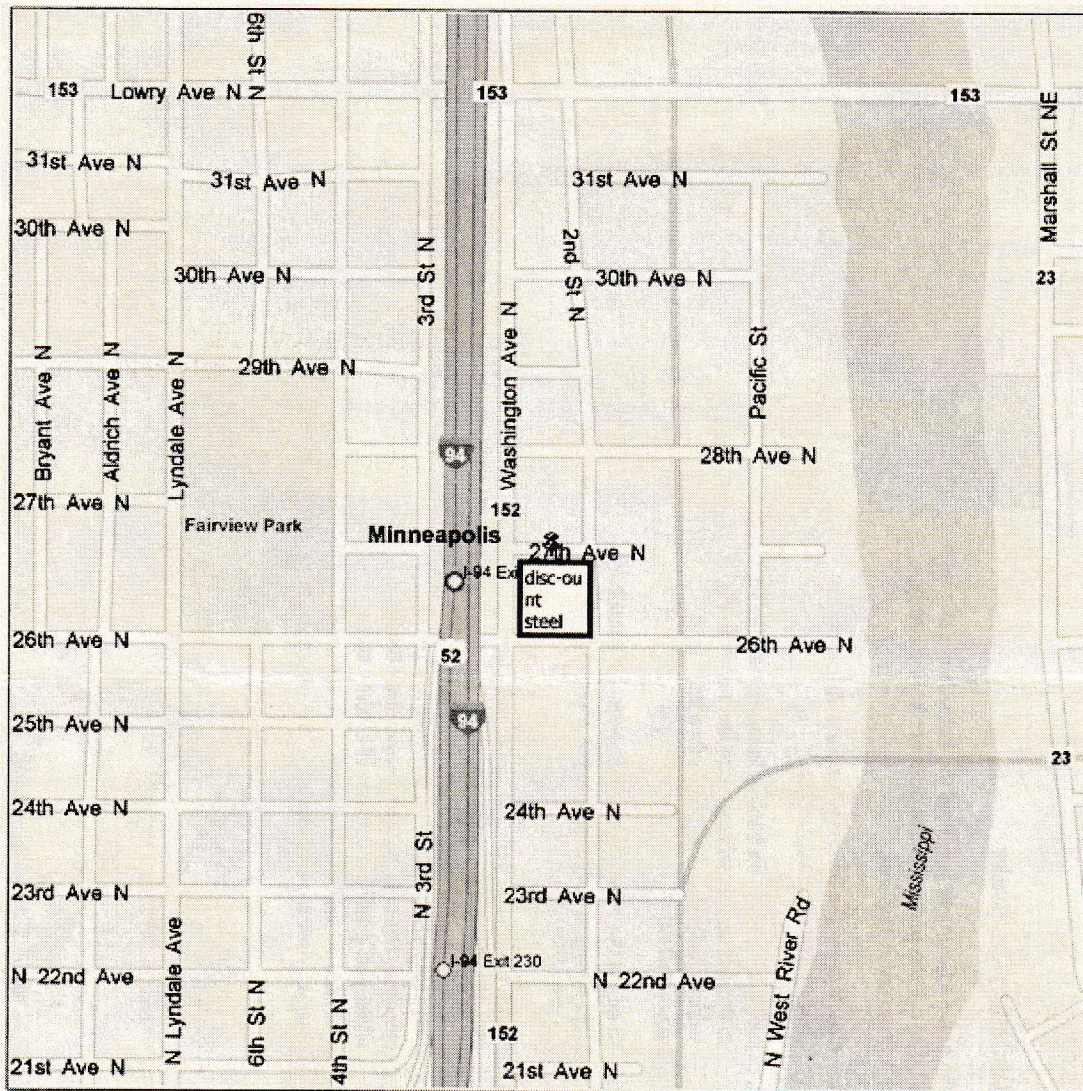
Minneapolis, MN 55411

www.discountsteel.com

Join your fellow Guild of Metalsmiths members on Wednesday, Feb. 9 at 6:30 p.m. for potluck, then the business meeting will start at 7:00 pm.

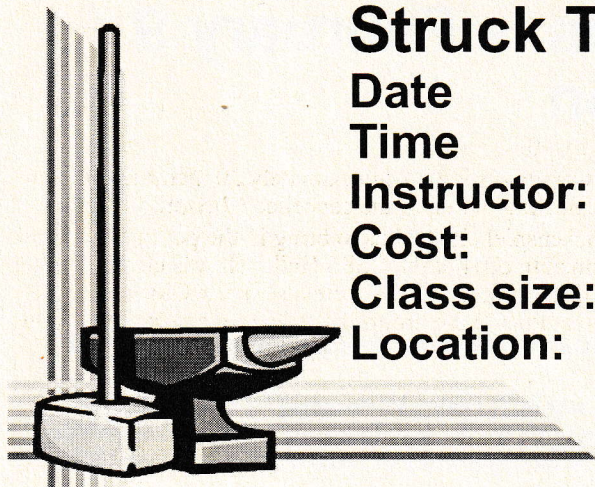
At this meeting Chris Rand will demonstrate his new treadle hammer, which was built from a kit designed by Gordon Barr and is available from Discount Steel. Chris will also demonstrate some of the tooling required for the treadle hammer. Additionally, Mike Klein from Discount Steel will be available to discuss our steel needs. This may be an opportunity to make a case for having tool steels such as S-7 and H-13 available in small quantities for our membership.

Al Lindholm, champion



Poz Tongs Class Feb. 5 is FULL!

Tool Box Class Feb. 19 is FULL!



Struck Tools Workshop

Date Saturday, March 5
Time 9:00 am to 4:30 pm
Instructor: Jim Scott
Cost: \$30
Class size: 8
Location: MN School of Horseshoeing

The day will include: preparing a punch, slitting chisel, and drift.

Material used will be GM automotive coil spring stock, presumed to be 5160 alloy.

Many of the Guild members have participated in the beginning blacksmith classes. I believe the best opportunities for follow on training are the preparation and restoration of tools, which requires a basic comfort with heat treating.

Jim will offer this comfort in a one day workshop at the Minnesota School of Horseshoeing on March 5.

You will need: your pet hammer, hearing and eye protection and proper clothing. (I love asking for that last bit).

The stock and expertise is supplied by Jim. Arrangements made by Herb Fick.

Register for this class by sending a check for \$30 written to Guild of Metalsmiths to:

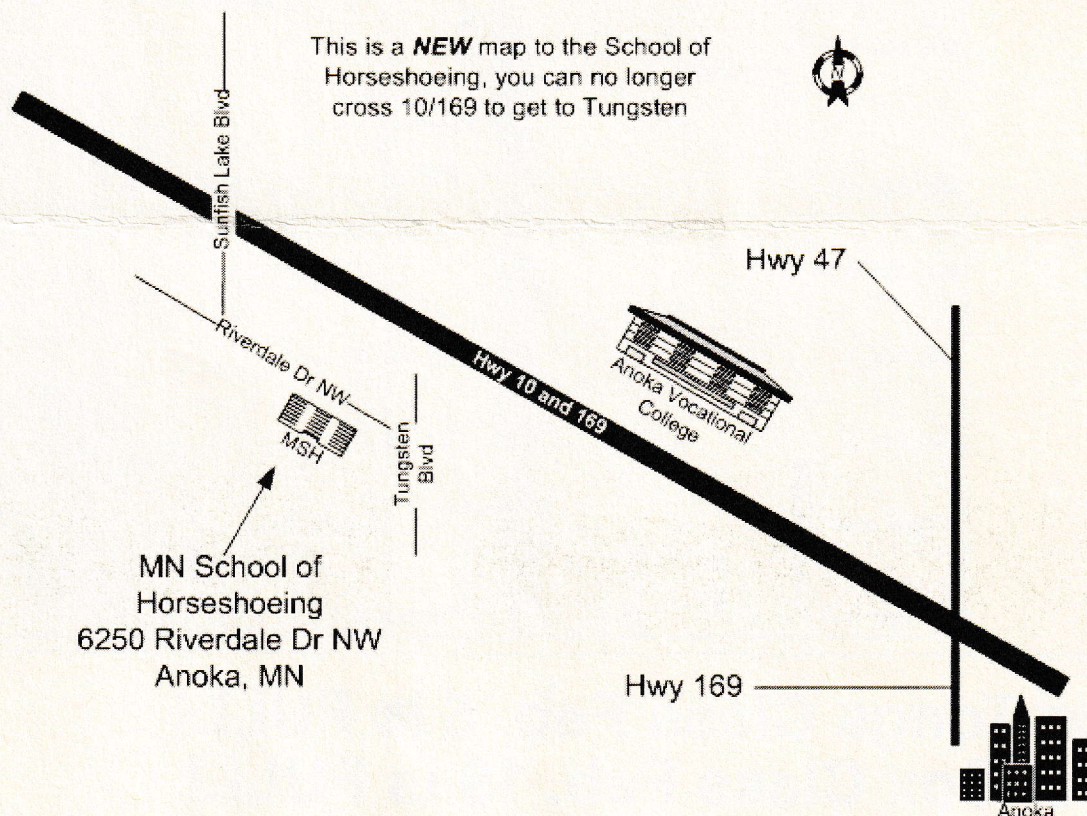
Herb Fick
519 East Eighth Street
Northfield, MN 55057-2508

Contact Herb:

herb@phyque.com

507 663 0569

507 649 1611



Hearty souls venture to scheduled December meeting venue even after record snowfall

A startlingly large number of new and current Guild of Metalsmiths members celebrated not only their friendship in the Guild but also their bold endeavor to meet as scheduled on December 12 for a holiday gathering that had been postponed due to heavy snowfall. Photos below were sent by attendee Corky Kittelson. He lists fellow attendees as:

Dillon	Liz	Myron Hanson	Herb Fick
Hans	Chris (Poor)	Jim & Carol	Corky Kittelson
Matt	Sheri	Jeff ?	John Yust
Gretchen	Steve	Al Olson	Bill (Hanson) & ?

Report by Herb Fick:

Covers were laid for 20. Approximately 20 members held an impromptu meeting in lieu of the cancelled Christmas meeting.

The Glockenspiel allowed us to bring in the pot luck materials we had planned to offer at the CSPA Hall. (It was clearly a quiet day at the Glockenspiel.) There were also a few Glockenspiel specialties shared, and the group broke up mid afternoon to plow their way home.

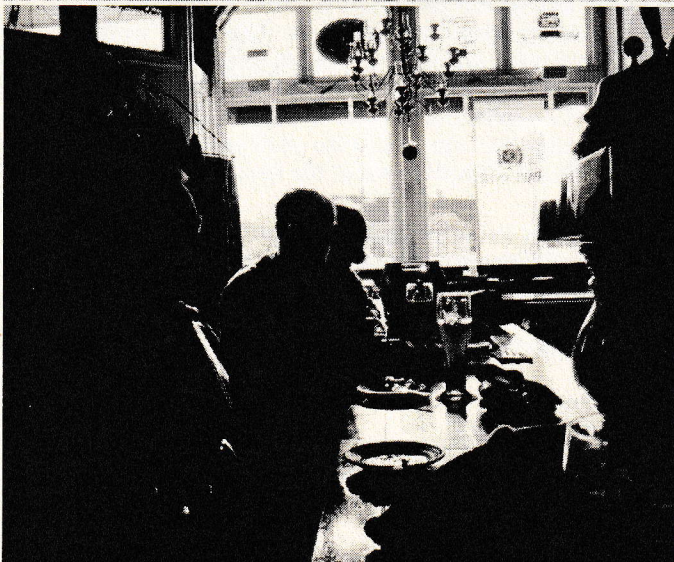
Corky has the pictures, John Yust took attendance.


Sooner or later this will get out. As Fredell has often said, we do not cancel for weather.



John Yust stands in the middle of West 7th Street just outside the CSPA Hall and Glockenspiel Restaurant in St. Paul on the morning of December 12, 2010.

Traffic wasn't too bad that day!





Current Williamsburg anvil




Photo of anvil pattern

Anvil project in the works to emulate anvils used at Colonial Williamsburg

The following information was sent to the Bellows list serve on December 17 by Guild of Metalsmiths president Rich Herman. It's reproduced here in The Forum so that those who are not members of the Bellows may read all about it.

I know anyone that has been in blacksmithing for a while like me will eventually get to the point that a brand new anvil becomes a desire that is hard to resist. Instead of working with an anvil with lots of pits on the face and dinged up edges, you get a clean surface to work on. I had reached that point this year and had started to look around to try and figure out what anvil I really wanted to have.

As many of you may be aware, last summer I spent several weeks in Virginia at the BSA National Jamboree. After the Jamboree, I toured the area with some friends including a stop at Colonial Williamsburg. While there I naturally had to stop at the Blacksmith Shop, a place I have heard so much about including many of the smiths like Peter Ross and others that had worked there. At the shop I was fascinated by the anvils they used there, they were unlike anything I had seen before. They were designed with a very short tail and a short horn, and the horn was almost a perfect cone. This short tail and horn resulted in an anvil with most of the mass being in the main body of the anvil which should produce an anvil with a very large "sweet spot" to work with.

I talked with the current head blacksmith, Kenneth Schwarz about the anvils. He indicated that the anvils they used were actually reproductions of period anvils that they had cast a number of years ago. They were currently looking at getting a new batch of anvils cast to replace the ones they were using. I inquired as to whether there would be an opportunity to be included in the next batch and he indicated that they were planning on casting some extra so that would be a definite possibility.

I have since exchanged emails with him to get more information. I asked him how it was going and for more info on the anvils. Ken replied and told me that this summer he'd had a prototype anvil cast. The casting was not finished, and it has a few details that need to be altered. He is in the process of writing up a more detailed set of specifications for the new anvils and will not have a price on the completed anvil until he gets all of the specifications worked out.

He said he would be happy to have anvils made for others once they get a satisfactory prototype and have the cost set. Their initial plan is to have a dozen cast, and use about half of them there in Williamsburg, and sell the rest. If sufficient demand is shown, he will have additional castings made. Kenneth doesn't have a concrete timetable set, as he is juggling many details of construction and shop operation. However, he does anticipate having some by this time next year.

I have some photos of the pattern, which he sent to me. The prototype is around 300 pounds. It is a fifth footed anvil, although the photographs do not show the fifth foot. The face is about 6 inches wide, and 14 or 15 inches long. I am guessing that the cost for this anvil will be in the \$1200-\$2000 range but this is yet to be determined. I believe when I talked to him last summer the plan then was to cast the anvil out of either 4140 or 4160 steel. This is probably part of the specifications to be determined.

If anyone else in the group is interested, please contact me and I will send pictures of the pattern and pictures I took in the shop last summer of their current anvils plus include you in any future communications. Having several of us together will help reduce shipping costs per anvil.

Rich Herman
651-322-1623

Goings on...

A calendar of TGOM events at a glance

- All Education Committee meetings are the first Monday of each month.
- All Program Committee meetings are the third Thursday of each month.
- All membership meetings are the second Wednesday of February, April, June, August, and October, except December for the holiday gathering. For most meetings a potluck meal begins at 6:30 pm and the business meeting begins at 7, with a demonstration or activity starting around 8 (times approximate).
- All board meetings are the second Wednesday of January, March, May, July, September, and November. Potluck meal begins at 6:30, with meeting starting at 7 pm.



Events in January, 2011

- Jan. 12, Guild board meeting
- Jan. 15, Beginning Blacksmithing B class, session 2, MN School of Horseshoeing
- **Jan. 16, Guild annual meeting for 2010 rescheduled from Dec. 12, 2010**
- Jan. 22, Beginning Blacksmithing B class, session 3, MN School of Horseshoeing
- Jan. 29, Beginning Blacksmithing B class, session 4, MN School of Horseshoeing

Events in February, 2011

- Feb. 5, Poz Tongs Class, MN School of Horseshoeing (class is full)
- Feb. 9, monthly membership meeting at Discount Steel, Minneapolis
- Feb. 12, Beginning Blacksmithing C class, session 1, MN School of Horseshoeing
- Feb. 19, Tool Box Class, MN School of Horseshoeing (class is full)
- Feb. 26, Beginning Blacksmithing C class, session 2, MN School of Horseshoeing

Events in March, 2011

- March 5, Struck Tools Class, MN School of Horseshoeing
- March 9, Guild board meeting

Schedule Change:

The annual conference for Northern Minnesota Metalsmiths is rescheduled in 2011 to the third weekend in April, due to Easter being the fourth weekend.

ELECTRONIC FORUM

If you have not been receiving an email notification that The Forum is available, these may be the reasons:

1. We do not have your correct email address.
2. Your SPAM filter is not letting the following email address thru: Your GOM Forum is ready@mail.vresp.com

Join The Guild of Metalsmiths

Send \$30 dues to the address below. Please circle if you want to be listed in our membership directory and/or check items you don't want listed.

The Guild of Metalsmiths
PO Box 11423
St. Paul MN 55111

List Me
in the directory
but don't list
address - phones: home - work - fax - cell - email - web page
(circle items above you DO NOT want published)

Don't List Me
in the Directory

Name: _____

Address: _____

City, State, Zip Code: _____

Company Name: _____

(optional items)

Home phone: _____ Work phone: _____

Cell: _____

Email address _____ Web page: _____

Note: Information in this publication is provided as a service for our members. Members may submit items for sale and upcoming events that are considered relevant to our group, and they will be published as space permits. The Guild of Metalsmiths is not responsible for these items or events.

Join The Bellows, our email discussion forum. Information at:
<http://www.metalsmith.org/bb/TheBellows.htm>

The Guild of Metalsmiths, St. Paul, MN, publishes The GoM Forum monthly. It is intended as a tool to further our educational mission, to keep members up to date on current happenings, to publicize projects and workshops, a place for all members to express their opinions, concerns, learn more about each other—in short, to help us run our organization.

APRIL DAN ROYER

The Guild of Metalsmiths on the web:

Visit our website at <http://www.metalsmith.org>

Looking for something? **Try the search engine.** On our main page, just below the index table, click on “**Search this Site,**” and enter your query.

Guild educational grants

There is grant money available for Guild members to study intermediate and advanced metalworking techniques.

The Guild educational grant program is designed to bring new skills into the metalworking community. Participants are given money to pay for a portion of their expenses and are expected to learn some new or poorly understood skill, and then to share what they have learned with other members and the public through an article in our quarterly magazine, “The Metalsmith.” They’re also expected to lead a workshop on the topic (or other educational service approved by the board).

Application forms are available from the president or treasurer at a regular meeting, or by sending a self-addressed, stamped envelope to:

The Guild of Metalsmiths
PO Box 11423
St. Paul MN 55111